

Year 2 Saint Icon Project

*** There are 4 Sections to this assignment. ALL Sections must be finished in order for this project to be considered “complete”. Read each section carefully before beginning.*

SECTION 1: About Your Name *(You may need to consult with your parents/guardians prior to Section 1)*

SECTION 2: About Your Confirmation Saint / Name

SECTION 3: Saint Icon (art project)

SECTION 4: Symbolic Elements

ADDITIONAL NOTES

- All Saint Icon Projects are **DUE** by your **JANUARY ONE EIGHT** Night.
- You are welcome to turn your Saint Icon Projects in BEFORE the due date!
- Proofread for correct spelling and grammar.
- You may not consider yourself an artist, but you should put your very best effort in to your Saint Icon art project. This Icon will be mounted, labeled, laminated and displayed in the Church Narthex for your Confirmation Mass and for a few weeks following the Mass.
- Complete all of the Sections of this Saint Icon Project with thoughtfulness and prayer. This is a wonderful opportunity to learn more about you, your family, the saints, and your faith.

Continued...

SECTION 2: About Your Confirmation Saint / Name

Does your Saint have a feast day in the Church?

YES

NO

My Saint's feast day is: _____ / _____
Month Day

What three events in the life of this Saint most impress you? Why?

- _____

- _____

- _____

What three special virtues (a virtue is a good habit that enables a person to act with moral excellence, according to God's will) did the Saint have?

1. _____
2. _____
3. _____

Name one way this Saint showed love for others.

Continued...

SECTION 3: Saint Icon (art project)

The Saint Icons will be **DUE** on your **JANUARY ONE EIGHT Night**

WEBSITE RESOURCES TO HELP YOU GET STARTED (I'm sure you'll find other resources too):

<http://www.catholic.org/saints/>

<http://www.americancatholic.org/Features/Saints/>

<http://www.officialcatholicdirectory.com/catholic-links/saints>

A brief introduction to Iconography: <http://www.csg-i.com/icons/html/overview.html>

Examples: <http://iconarts.com>

How to draw female faces: <http://sharenoesis.com/article/draw-face/84>

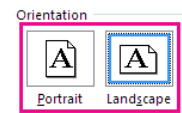
How to draw male faces: <http://sharenoesis.com/article/draw-faces-male/482>

Tips:

- ◆ Remember, an icon is a window into the saint's glorious state in Heaven!
- ◆ **Pray before/while/after you work on this assignment!**

ICON DRAWING REQUIREMENTS:

- **ORIGINAL HAND-DRAWN** Icon of your Confirmation Saint.
- The paper should be set up **PORTRAIT - NOT LANDSCAPE!**
- Icon should be done on an 8 1/2" X 11" piece of white paper— **DRAWING MUST FILL THE PAGE!**
- Use **VIBRANT COLORS**, heavenly garments (colored pencils, markers, paint, other drawing materials, etc.)
- Include in your Icon drawing, at least **3 SYMBOLIC ELEMENTS** (specific to your saint) with an explanation for each symbolic element as to why it is symbolic to your Confirmation Saint.
- You don't have to be an artist to do an art project. You just need to give it your best effort and do it with sincerity & heart. We are looking for quality **EFFORT!** (I.e. not a stick figure, not quickly drawn with only a pencil, etc.).



The Saint Icons will be a part of YOUR Confirmation Mass.

We will mount & label all of the Saint Icons and they will be displayed in the Narthex for a few weeks before and after your Confirmation Mass for all of our parish family to view and appreciate.

Continued...

SAMPLE Saint Icons and their Symbolic Elements:


Saint Peter

Symbolic Elements

The **Key** and the **Pope hat (Mitre)** symbolize that Jesus gave the “keys of the Kingdom” to St. Peter and made him the first Pope.

The **rooster** symbolizes that St. Peter denied Christ 3 times and then the rooster crowed.

The **upside down cross** symbolizes how Peter died, he was crucified upside down.



Saint Sebastian


Symbolic Elements

The **arrows** symbolize that St. Sebastian was shot with arrows.

The **shield** symbolizes that St. Sebastian was a soldier and he is patron of all soldiers.

The **baseball bat** symbolizes that St. Sebastian is the patron saint of athletes.

His **red garment** symbolizes that he was a martyr.



Continued...

SECTION 4: Symbolic Elements

STUDENT'S NAME _____

(First & Last Name)

(circle one) **MONDAY** or **THURSDAY**

SYMBOLIC ELEMENTS

Saint's Name: _____

Symbolic Element #1:

What it symbolizes:

Symbolic Element #2:

What it symbolizes:

Symbolic Element #3:

What it symbolizes:
